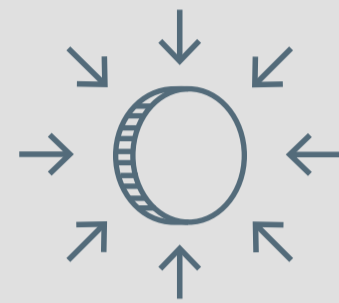
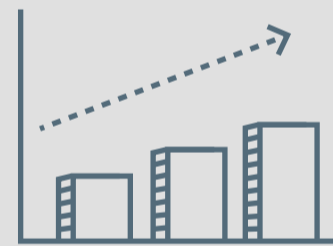
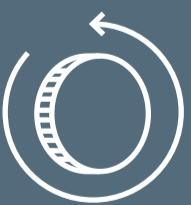
**TOTAL REVENUE****28.5BN€****+7% vs 12M2018****23BN€**
+2% vs 12M2018**TOTAL PREMIUMS****COMBINED RATIO****97.6%**
MAPFRE S.A. stable
96.5%
at insurance units**-1.3 p.p. vs 12M 2018****609MN€**
+15% vs 12M2018

675 mn€ excluding goodwill writedowns

**NET RESULT****SOLVENCY II****195%**
to September 2019**190%**
to December 2018**DIVIDEND**

On December 23, the interim dividend for 2019 results of 0.06 euros gross per share was distributed. The dividend proposed to the Annual General Meeting as the final dividend for 2019 is 0.085 euros gross per share. As such, the total dividend against 2019 results reaches 0.145 euros gross per share.

**MAPFRE****► For more information:**

This information is public and can be found in more detail at:
<https://www.mapfre.com/corporate/institutional-investors/financial-information/>